



FLR SAMPLE COOLER

Helical Coil Sample Cooler

Compact, efficient sample cooling for high flow gases and liquids



FLR SAMPLE COOLER

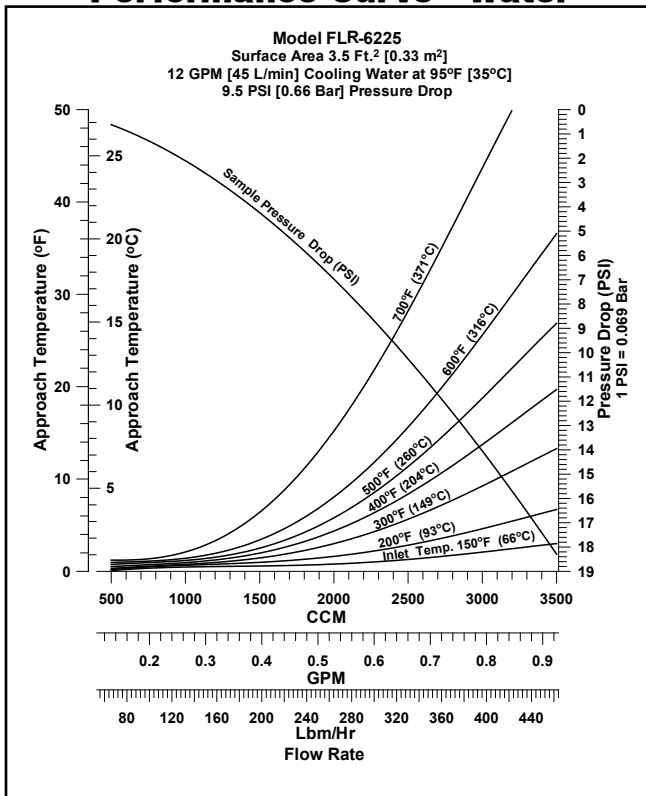
Features

- Double helical coil design
- Minimize cooling water needs
- Wide variety of exotic alloys for corrosion resistance
- Retained shellside gasket reduces re-assembly time
- Formed shell eliminates top shell flange weld interfaces
- 304 SS mounting bracket can be installed without removing flange bolts

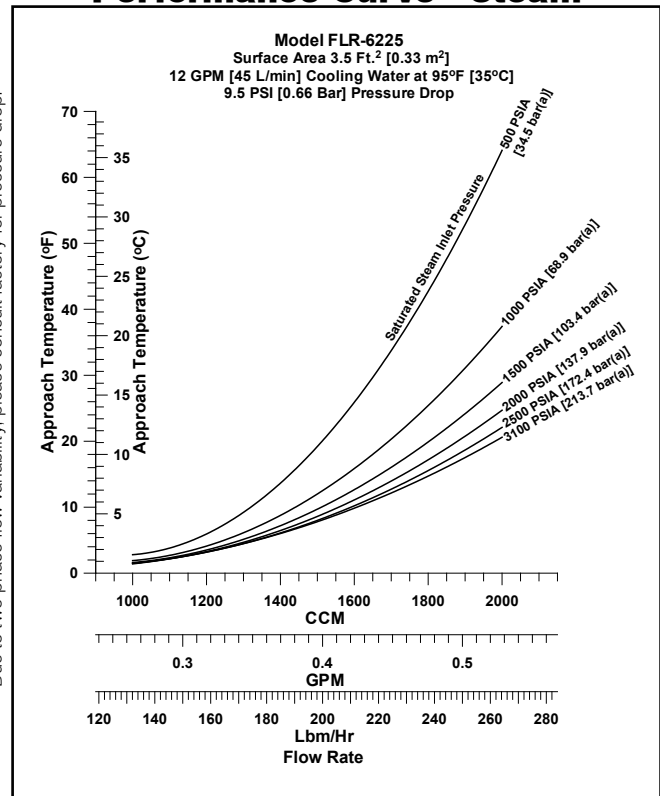
Description

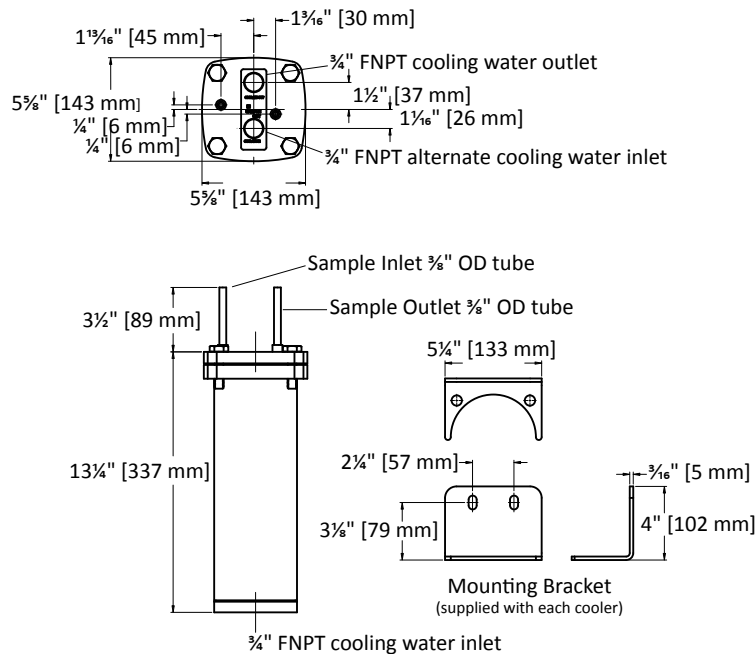
The FLR series sample cooler is designed for efficient and cost effective sample cooling where higher flow or low pressure drop is required. Optimal service for flows below 3500 cc/min for single phase and 2000 cc/min for condensing heat transfer. Standard tube side materials are 316/316L SS or Alloy 625 (e.g., Inconel®) for high chloride cooling water applications. Optimized for steam condensing service.

Performance Curve - Water



Performance Curve - Steam





Specifications – FLR Series

Model No.	Shell Design	Tube Design	Tube Material*	Shell Material	Area	Shipping Weight	Part Number
FLR-6222	450 psi @ 650°F 31 bar @ 343°C	2485 psi @ 680°F 171 bar @ 360°C	316/316L SS 3/8" O.D. x 0.035"AW	304 SS	3.5 ft ² 0.33 m ²	26 lbs 12 kg	7-03953E
FLR-6225	450 psi @ 650°F 31 bar @ 343°C	5000 psi @ 1000°F 345 bar @ 537°C	316/316L SS 3/8" O.D. x 0.065"MW	304 SS	3.5 ft ² 0.33 m ²	29 lbs 13 kg	7-03953A
FLR-6225U	300 psi @ 650°F 20 bar @ 343°C	4500 psi @ 1000°F 310 bar @ 537°C	316/316L SS 3/8" O.D. x 0.065"MW	304 SS	3.5 ft ² 0.33 m ²	29 lbs 13 kg	7-03953B
FLR-62B3	450 psi @ 650°F 31 bar @ 343°C	3400 psi @ 1100°F 234 bar @ 593°C	Alloy 625 (e.g., Inconel®) 3/8" O.D. x 0.035"AW	304 SS	3.5 ft ² 0.33 m ²	29 lbs 13 kg	7-03953G
FLR-62B3U	300 psi @ 650°F 20 bar @ 343°C	3400 psi @ 1100°F 234 bar @ 593°C	Alloy 625 (e.g., Inconel®) 3/8" O.D. x 0.035"AW	304 SS	3.5 ft ² 0.33 m ²	29 lbs 13 kg	7-03953H
FLR-6BB3	450 psi @ 650°F 31 bar @ 343°C	3400 psi @ 1100°F 234 bar @ 593°C	Alloy 625 (e.g., Inconel®) 3/8" O.D. x 0.035"AW	Alloy 625	3.5 ft ² 0.33 m ²	29 lbs 13 kg	7-03953J

NOTES:

- U in model number denotes ASME stamped model.
- Canadian Registration Number available for ASME stamped models only. Consult factory for CRN and other options and information.
- Vessels are exempt from CE marking per PED 97/23/EC, TÜV. Vessels are below or equal to the limits set forth in Article 3, Sections 1.1, 1.2, 1.3 and Section 2 as applicable, and are designed and manufactured in accordance with sound engineering practice (meets the general requirements of the ASME Section VIII, Division 1, Boiler And Pressure Vessel Code). Nameplate will bear the name of Sentry Equipment Corp and safety instructions will be included per Article 3, Section 2.
- Inconel is a registered trademark of Huntington Alloys Corporation.

* Contact Sentry Equipment for optional tube materials.

WARNING

It is solely the responsibility of the end-user, through its own analysis and testing, to select products and materials suitable for their specific application requirements, ensure they are properly installed, safely applied, properly maintained, and limit their use to their intended purpose. Improper selection, installation, or use may result in personal injury or property damage.



SENTRY EQUIPMENT CORP

966 Blue Ribbon Circle North
Oconomowoc, WI 53066 USA
Tel: 262-567-7256 • Fax: 262-567-4523

E-mail:
sales@sentry-equip.com

Website:
www.sentry-equip.com



For further information, contact: